




















OptiView Detection on BenchMark XT/ULTRA

Optimized for Ventana® Benchmark® XT/ULTRA IHC

Product Name	Source	Clone	Size	Class	Catalog Number
Amyloid P		Polyclonal	6ml	IVD	PP132AA
Arginase-1		EP261 (previously known as EPR6672(B))	6ml	IVD	AVI3058G
Bcl-6		LN22	6ml	IVD	AVI410AA
CD117/c-kit		EP10 (previously known as Y145)	6ml	IVD	PME296AA
CD20 [L26]		L26	6, 25ml	IVD	PM004AA, PM004H
CD3 T-Cell (M)		PS1	6ml	IVD	VP110G
CD3 [LN10]		LN10	6, 25ml	IVD	API3152AA, API3152H
CD44		156-3C11	6ml	IVD	PM318AA
CD44		BC8	6ml	IVD	PM380AA
CD68 [KP1]		KP1	6ml	IVD	AVI033G
CD8		SP16	6ml	IVD	PRM311AA
CDH17 (M)		1H3	6ml	IVD	AVI3111G
CDX2		CDX2-88	6ml	IVD	VP226G
CDX2 [BC39]		BC39	6ml	IVD	AVI3184G
CDX2 (RM)		EP25	6ml	IVD	API3144AA
Chromogranin A		LK2H10 + PHE5	6ml	IVD	AVI010G
CK5/14 + p63 + CK7/18		XM26 + LL002 + 4A4	6ml	IVD	VP360DSKG
CK7		BC1	6ml	IVD	PRM339AA
Cytokeratin 20 (CK20)		Ks20.8	6, 25ml	IVD	PM062AA, PM062H
ERG		9FY	6ml	IVD	VP421G
GATA-3		L50-823	6ml	IVD	PM405AA
GATA-3 + Uroplakin II		L50-823 + BC21	6ml	IVD	AVI3173G
Helicobacter pylori		BC7	6ml	IVD	PM383AA, PM383H
Herpes Simplex Virus 1 & 2		N/A	6ml	IVD	AVR108G
HMB45		HMB45	6ml	IVD	AVI057G
HMB45 + MART-1 + Tyrosinase		HMB45 + M2-7C10/M2-9E3 + T311	6ml	IVD	VP165G
HPV Cocktail Broad Spectrum (1,6,11,16,18,31)		BPV-1/1H8 + CAMVIR-1	6ml	RUO	PM177AA
ki-67		SP6	6ml	IVD	AVI325AA
ki-67 [MiB-1]		MIB-1	6ml	IVD	AVI3156AA
MART-1 + Tyrosinase + SOX-10		M2-9E3 + T311+ BC34	6ml	IVD	AVI3216G
Melanoma Cocktail		HMB-45 + M2-7C10 + M2-9E3	6ml	IVD	VP078G
MLH-1		G168-15	6ml	IVD	AVI220G
MLH-1 [BC23]		BC23	6ml	IVD	AVI3214G
MSH2		FE11	6ml	IVD	AVI219G
MSH6		44 (previously known as BC/44)	6ml	IVD	AVI265G
MSH6 [BC19]		BC19	6ml	IVD	AVI3215G
Napsin A		N/A	6ml	IVD	AVI434G
NKX3.1 (RM)		EP356	6ml	IVD	API3189AA
p120 Catenin		98/pp120	6ml	IVD	API3008AA

OptiView Detection on BenchMark XT/ULTRA

Continuation

p40 (M)		BC28	6ml	IVD	AVI3066KG
P504S (P)		Polyclonal	6, 25ml	ASR	AVA200G, AVA200G25
p53 Tumor Suppressor Protein (M)		DO-7	6ml	IVD	PM042AA
p63		4A4	6, 25ml	IVD	VP163G, VP163G25
p63 + P504S		4A4 + Polyclonal	6, 25ml	RUO	VP201G, VP201G25
Pan Cytokeratin [AE1/AE3]		AE1/AE3	6, 25ml	IVD	VP011G, VP011G25
Pan Cytokeratin [Lu-5]		Lu-5	6mL	IVD	VP043G
PAX5 (M)		24 (previously known as BC/24)	6ml	IVD	PM207AA
PAX8 (M)		BC12	6ml	IVD	AVI438G
PMS2		A16-4	6ml	IVD	AVI344G
S100 Protein [4c4.9] (M)		4C4.9	6ml	IVD	AVI3237G
SALL4		6E3	6ml	IVD	AVI384G
SOX10		BC34	6ml	IVD	AVI3099G
SOX11 (M)		SOX11-C1	6ml	IVD	AVI3120G
TIA-1		TIA-1	6ml	IVD	AVI130G
Uroplakin II		BC21	6ml	IVD	AVI3051KG TM
Vimentin		V9	6ml	IVD	AVI048G

ULTRALINE

Biocare Medical Reagents for Ventana® Instrumentation

Optimized for Ventana® Benchmark® XT/ULTRA IHC with OptiView detection.

Product Name	Pretreat	Pretreat Time	Pretreat Temp	Antibody Time	Add'l Protocol	Antibody Temp.	Cat. No.
Arginase-1	CC1	64 min.	100°C	8 min.	Pre Ab-H202	36°C	AVI3058G
Bcl-6	CC1	32 min.	100°C	16 min.	Pre Ab-H202	36°C	AVI410G
C-myc	CC1	48 min.	100°C	32 min.	"Pre Ab-H202 Amp Kit: 4 min – 4 min"	36°C	AVI415G
CD117/c-kit	CC1	32 min.	100°C	16 min.	Pre Ab-H202	36°C	PME296
CD20 [L26]	CC1	32 min.	100°C	16 min.	Pre Ab-H202	36°C	PM004AA
CD3 [LN10]	CC1	64 min.	100°C	16 min.	Pre Ab-H202	36°C	API3152AA
CD3 T-Cell (M)	CC1	32 min.	100°C	16 min.	Pre Ab-H202	36°C	VP110G
CD44	CC1	64 min.	100°C	32 min.	Pre Ab-H202	37°C	PM318AA
CD44	CC1	64 min.	100°C	12 min.	Pre Ab-H202	37°C	PM380AA
CD68 [KP1]	CC1	16 min.	100°C	16 min.	Pre Ab-H202	37°C	AVI033G
CD8	CC1	64 min.	100°C	16 min.	Pre Ab-H202	36°C	PRM311AA
CDH17 (M)	CC1	32 min.	100°C	8 min.	Pre Ab-H202	36°C	AVI3111G
CDX2	CC1	64 min.	100°C	32 min.	Pre Ab-H202	No Heat	VP226G
CDX2 (RM)	CC1	32 min.	100°C	16 min.	Pre Ab-H202	36°C	API3144AA
CDX2 [BC39]	CC1	32 min.	100°C	16 min.	Pre Ab-H202	36°C	AVI3184G
Chromogranin A	CC1	16 min.	100°C	16 min.	Pre Ab-H202	36°C	AVI010G
CK5/14 + p63 + CK7/18	CC1	32 min.	100°C	32 min.	Pre Ab-H202	37°C	VP360DSKG
CK7	CC1	64 min.	100°C	32 min.	Pre Ab-H202	36°C	PRM339AA
Cytokeratin 20 (CK20)	CC1	64 min.	100°C	32 min.	Pre Ab-H202	36°C	PM062AA
ERG	CC1	64 min.	100°C	32 min.	Pre Ab-H202	No Heat	VP421G
GATA-3	CC1	32 min.	100°C	16 min.	Pre Ab-H202	36°C	PM405AA
GATA-3 + Uroplakin II	CC1	32 min.	100°C	16 min.	Pre Ab-H202	36°C	AVI3173G
Helicobacter pylori	CC1	64 min.	100°C	32 min.	Pre Ab-H202	37°C	PM383AA
Herpes Simplex Virus 1 & 2	CC1	72 min.	100°C	40 min.	Pre Ab-H202	36°C	AVR108G
HMB45	CC1	32 min.	100°C	32 min.	Pre Ab-H202	36°C	AVI057G
HMB45 + MART-1 + Tyrosinase	CC1	32 min.	100°C	16 min.	Pre Ab-H202	36°C	VP165G
HPV Cocktail Broad Spectrum	CC1	32 min.	100°C	16 min.	Pre Ab-H202	36°C	PM177AA
ki-67	CC1	32 min.	100°C	32 min.	Pre Ab-H202	36°C	AVI325G
ki-67 [MiB-1]	CC1	32 min.	100°C	32 min.	Pre Ab-H202	36°C	AVI3156G
MART-1 + Tyrosinase + SOX-10	CC1	32 min.	100°C	16 min.	Pre Ab-H202	36°C	AVI3216G
Melanoma Cocktail	CC1	32 min.	100°C	16 min.	Pre Ab-H202	36°C	VP078G
MLH-1	CC2	48 min.	100°C	60 min.	Pre Ab-H202, V-Blocker	37°C	AVI220G
MLH-1 [BC23]	CC1	64 min.	100°C	32 min.	Pre Ab-H202	36°C	AVI3214G
MSH2	CC1	40 min.	100°C	24 min.	Pre Ab-H202, V-Blocker	37°C	AVI219G
MSH6	CC1	48 min.	100°C	24 min.	Pre Ab-H202, V-Blocker	37°C	AVI265G
MSH6 [BC19]	CC1	64 min.	100°C	32 min.	Pre Ab-H202	36°C	AVI3215G
Napsin A	CC1	32 min.	100°C	16 min.	Pre Ab-H202	36°C	AVI434G
NKX3.1 (RM)	CC1	32 min.	100°C	16 min.	Pre Ab-H202	36°C	API3189AA
P120 Catenin	CC1	32 min.	100°C	16 min.	Pre Ab-H202	36°C	API3008AA
P40 (M)	CC1	64 min.	100°C	32 min.	Pre Ab-H202	36°C	AVI3066G
p53 Tumor Suppressor Protein (M)	CC1	64 min.	100°C	32 min.	Pre Ab-H202	36°C	PM042AA
p63	CC1	64 min.	100°C	32 min.	Pre Ab-H202	36°C	VP163G

VP antibodies are developed solely by Biocare Medical and do not imply approval or endorsement of Biocare's antibodies by Roche® or VENTANA®. Biocare and Roche/Ventana are not affiliated, associated or related in any way. Roche®, Ventana®, Benchmark® XT, and Benchmark® Ultra are registered trademarks of Roche.

www.biocare.net/ultraline

Biocare Medical Reagents for Ventana® Instrumentation

Continuation

p63 + P504S	CC1	32 min.	100°C	16 min.	Pre Ab-H202	36°C	VP201G
Pan Cytokeratin [AE1/AE3]	CC1	32 min.	100°C	16 min.	Pre Ab-H202	36°C	VP011G
Pan Cytokeratin [Lu-5]	Protease 1	16 min.		16 min.	Pre Ab-H202	36°C	VP043G
PAX5	CC1	64 min.	100°C	32 min.	Pre Ab-H202	36°C	PM207AA
PAX8 (M)	CC1	32 min.	100°C	16 min.	Pre Ab-H202	36°C	AVI438G
PMS2	CC2	92 min.	100°C	36 min.	Pre Ab-H202, V-Blocker Amp Kit: 4 min – 4 min	No Heat	AVI344G
S100 Protein [4c4.9] (M)	CC1	16 min.	100°C	4 min.	Pre Ab-H202	36°C	AVI3237G
SALL4	CC1	32 min.	100°C	16 min.	Pre Ab-H202	36°C	AVI384G
SOX10 (M)	CC1	32 min.	100°C	16 min.	Pre Ab-H202	36°C	AVI3099
SOX11 (M)	CC1	64 min.	100°C	32 min.	Pre Ab-H202	36°C	AVI3120G
TIA-1	CC1	32 min.	100°C	32 min.	Pre Ab-H202	36°C	AVI130G
Uroplakin II	CC1	32 min.	100°C	8 min.	Pre Ab-H202	36°C	AVI3051G
Vimentin	CC1	32 min.	100°C	8 min.	Pre Ab-H202	36°C	AVI048G

































The logo features the word "ULTRALINE" in a large, light blue, sans-serif font. A trademark symbol (TM) is positioned to the upper right of the word. The text is centered within a large, light gray, stylized arrow shape that points to the right.

VP antibodies are developed solely by Biocare Medical and do not imply approval or endorsement of Biocare's antibodies by Roche® or VENTANA®. Biocare and Roche/Ventana are not affiliated, associated or related in any way. Roche®, Ventana®, Benchmark® XT, and Benchmark® Ultra are registered trademarks of Roche.

www.biocare.net/ultraline

ultraView Detection on BenchMark XT/ULTRA




Optimized for Ventana® Benchmark® XT/Ultra IHC

Antibody Name	Source	Clone	Size	Class	Cat. No.
Arginase-1		EP261 (previously known as (EPR6672(B))	6ml	IVD	AVI3058G
CD3 T-Cell (M)		PS1	6ml	IVD	VP110G*
CDH17 (M)		1H3	6ml	IVD	AVI3111G
CDX2		CDX2-88	6ml	IVD	VP226G
CDX2 [BC39]		BC39	6ml	IVD	AVI3184G
Breast Cocktail (CK HMW/p63+CK7/8/18)	   	34BE12 + 4A4 + BC1 + 5D3	6ml	IVD	AVI3203DSKG
ERG		9FY	6ml	IVD	VP421G
GATA-3 + Uroplakin II	 	L50-823 + BC21	6ml	IVD	AVI3173G
HMB45 + Mart-1 + Tyrosinase	  	HMB45 + M2-7C10/M2-9E3 + T311	6ml	IVD	VP165G
MART-1 + Tyrosinase + SOX10	  	M2-9E3 + T311 + BC34	6ml	IVD	AVI3216G
Melanoma Cocktail	 	HMB45 + M2- 7C10/M2-9E3	6ml	IVD	VP078G
p40 (M)		BC28	6ml	IVD	AVI3066KG
P504S (AMACR) (RM) [13H4]		13H4	6ml	ASR	AVA3207G TM
P504S (P)		Polyclonal	6, 25ml	ASR	AVA200G, AVA200G25
p63		4A4	6, 25ml	IVD	VP163G, VP163G25
p63 + P504S	 	4A4 + Polyclonal	6, 25ml	RUO	VP201G, VP201G25
Pan Cytokeratin [AE1/AE3]		AE1/AE3	6, 25ml	IVD	VP011G, VP011G25
Pan Cytokeratin [Lu-5]		Lu-5	6ml	IVD	VP043G
PAX8 (M)		BC12	6ml	IVD	AVI438G
Prostate Cocktail, (CK5 + CK14 + p63)	  	XM26 + LL002+ 4A4	6ml	IVD	AVI3206G
SOX10 (M)		BC34	6ml	IVD	AVI3099G
Uroplakin II		BC21	6ml	IVD	AVI3051KG

Ancillaries	Size	Class	Cat. No.
VP Monet Blue Diluent	100ml	IVD	VPD901L
V Blocker (Universal Blocking Agent)	6, 25ml	IVD	BRI4001G, BRI4001H

Biocare Medical Reagents for Ventana® Instrumentation

Optimized for Ventana® Benchmark® XT/ULTRA IHC with ultraView detection.

Antibody	Source	Clone	Size	Class	Cat. No.
Alpha-1-Fetoprotein (AFP)		Polyclonal	6ml	IVD	PP028AA
CD117/c-kit		EP10 (previously known as Y145)	6ml	IVD	PME296AA
CD15 [MMA]		MMA	6ml	IVD	PM029AA
CD20 [L26]		L26	6, 25ml	IVD	PM004AA, PM004H
CD43		DF-T1	6ml	IVD	PM005AA
CD44		156-3C11	6ml	IVD	PM318AA
CD45RO [UCHL-1]		UCHL-1	6ml	IVD	PM006AA
CD5 (M)		4C7	6ml	IVD	PM099AA
CD57 (Natural Killer Cell)		NK-1	6ml	IVD	PM007AA
CD7		LP15	6ml	IVD	PM158AA
Cyclin D1		SP4	6ml	IVD	PRM307AA
Cytokeratin 20 (CK20)		Ks20.8	6, 25ml	IVD	PM062AA, PM062H
Cytokeratin 5 (CK5)		XM26	6ml	IVD	PM234AA
Cytokeratin 7 (CK7)		OV-TL 12/30	6ml	IVD	PM061AA
D2-40 (Lymphatic Marker)		D2-40	6ml	IVD	PM266AA
Desmin		D33	6ml	IVD	PM036AA
Epithelial Membrane Antigen (EMA[Mc-5])		Mc-5	6ml	IVD	PM143AA
Glial Fibrillary Acidic Protein (GFAP[M])		GA-5	6ml	IVD	PM065AA
Glial Fibrillary Acidic Protein (GFAP[P])		Polyclonal	6ml	IVD	PP040AA
Gross Cystic Disease Fluid Protein-15 (GCDFP-15)		D6	6ml	IVD	PM113AA
Helicobacter pylori		BC7	6ml	IVD	PM383AA, PM383H
Hepatocyte Specific Antigen (HSA)		OCH1E5	6ml	IVD	PM166AA
HPV Cocktail Broad Spectrum (HPV-1,6,11,16,18, and 31)		BPV-1/1H8 + CAMVIR-1	6ml	RUO	PM177A
Kappa Light Chain [L1C1]		L1C1	6ml	IVD	API3149AA
Lambda Light Chain [N10/2]		N10/2	6ml	IVD	API3063AA
<i>Mycobacterium tuberculosis</i> (TB)		Polyclonal	6ml	RUO	PP140AA
Myeloperoxidase (P)		Polyclonal	6ml	IVD	PP023AA, PP023H
Neurofilament		2F11	6ml	IVD	PM066AA
NKX3.1 (RM)		EP356	6ml	IVD	API3189AA
OCT-3/4		SEMGC	6ml	IVD	PM313AA
Smooth Muscle Actin (SMA)		1A4	6ml	IVD	PM001AA
<i>Treponema pallidum</i> (Spirochete)		Polyclonal	6ml	ASR	APA135AA

Biocare Medical Reagents for Ventana® Instrumentation

Optimized for Ventana® Benchmark® XT/ULTRA IHC with ultraView detection.

Antibody Name	Pretreat	Pretreat Time/Temp	Antibody Time	Add'l Protocol	Antibody Temp.	Cat. No.
Alpha-1-Fetoprotein (AFP)	CC1 Mild		32 min.		37°C	PP028AA
CD117/c-kit	CC1 Standard		32-44 min.		37°C	PME296AA
CD15 [MMA]	CC1 Standard		32 min.		37°C	PM029AA
CD20 [L26]	CC1 Mild		32 min.		37°C	PM004AA
CD43	CC1 Mild		16 min.		37°C	PM005AA
CD44	CC1 Standard	64 min. / 100°C	40 min.		37°C	PM318AA
CD45RO [UCLH-1]	CC1 Mild		16 min.		37°C	PM006AA
CD5 (M)	CC1 Mild		32 min.		37°C	PM099AA
CD57 (Natural Killer Cell)	CC1 Standard		32-44 min.	Amp	37°C	PM007AA
CD7	CC1 Standard		32 min.		37°C	PM158AA
Cyclin D1	CC1 Standard		32 min.		37°C	PRM307AA
Cytokeratin 20 (CK20)	Protease	14 min.	32 min.		37°C	PM062AA
Cytokeratin 5 (CK5)	CC1 Mild		32 min.		37°C	PM234AA
Cytokeratin 7 (CK7)	Protease	18 min.	32 min.		37°C	PM061AA
D2-40 (Lymphatic Marker)	CC1 Mild		32 min.		37°C	PM266AA
Desmin	CC1 Mild		32 min.		37°C	PM036AA
Epithelial Membrane Antigen (EMA[Mc-5])	CC1 Standard		32 min.		37°C	PM143AA
Gross Cystic Disease Fluid Protein-15 (GCDFP-15)	Protease	18 min.	32 min.		37°C	PM113AA
Glial Fibrillary Acidic Protein (GFAP[M])	CC1 Standard		20 min.		37°C	PM065AA
Glial Fibrillary Acidic Protein (GFAP[P])	CC1 Mild		32 min.		37°C	PP040AA
Helicobacter pylori	CC1 Extended		32 min.		37°C	PM383AA
HSA	CC1 Standard		32 min.		37°C	PM166AA
Herpes Simplex Virus 1&2 (HSV 1&2)	CC1 Standard	64 min. / 95°C	44 min.	UltraWash	37°C	PP108AA
HPV Cocktail Broad Spectrum (HPV-1,6,11,16,18, and 31)	CC1 Standard		44 min.		37°C	PM177AA
Kappa Light Chain [L1C1]	CC1 Standard		32 min.		37°C	API3149AA
Lambda Light Chain [N10/2]	CC1 Standard		32 min.		37°C	API3063AA
<i>Mycobacterium tuberculosis</i> (TB)	CC1 Standard		44 min.		37°C	PP140AA
Myeloperoxidase (P)	CC1 Mild		32 min.		37°C	PP023AA
Neurofilament	CC1 Standard		20 min.		37°C	PM066AA
NKX3.1 (RM)	CC1 Extended		32 min.		37°C	API3189AA
Oct-3/4	CC1 Standard		32 min.		37°C	PM313AA*
Smooth Muscle Actin (SMA)	No Pretreat		32 min.		37°C	PM001AA
Treponema pallidum (Spirochete)	CC1 Standard		32 min.		37°C	APA135AA

*Heat Sensitive – Do Not Leave on Carousel

VP antibodies are developed solely by Biocare Medical and do not imply approval or endorsement of Biocare's antibodies by Roche® or VENTANA®. Biocare and Roche/Ventana are not affiliated, associated or related in any way. Roche®, Ventana®, Benchmark® XT, and Benchmark® Ultra are registered trademarks of Roche.