



TRIMMING TECH 130
Aspirate hood for histology



CODE	DESCRIPTION	UDI-DI	EMDN
50-130-001	Aspirate hood for histology with sink on the left side	08034120270793	W0202059015
50-130-002	Aspirate hood for histology with sink on the right side	08034120270809	W0202059015



In vitro diagnostic-medical device
IVD **Class A**, Reg. UE 2017/746
Basic UDI: 080341202W0202059015MC



Manufacturer: Bio-Optica Milano S.p.A.

Release date: 21/11/2022
Rev. 002

Aspirated hood designed for cutting and reduction of histological samples. Designed to prevent chemical risk during manipulation of anatomy finds preserved in formalin.

Provided with vapours aspiration system from the working surface, the frontal side and top side; predisposed for fumes discharge outside.

DIMENSIONAL FEATURES

<i>Overall dimensions in mm</i>				<i>Working usable dimensions in mm</i>		
Weight	Width	Depth	Height	Width	Depth	Top height
ca. 140 kg	1300	750	2330	1260	640	900

<i>Water sink dimensions in mm</i>			<i>Formalin sink dimensions in mm</i>		
Width	Depth	Height	Width	Depth	Height
400	400	200	150	300	100

STRUCTURAL FEATURES

- Structure made entirely of satinized, thickness 15/10, AISI 304 stainless steel with smooth surface and rounded edges (in compliance with the regulation in force).
- 6/7 mm accident prevention stratified frontal glass with electric vertical slide to contain toxic fumes inside the hood (in compliance with the regulation in force). Run stop at 230 mm from work surface (descent), at 500 mm from work surface (ascent). The system of glass lifting is provided with manual unlocking in case of emergency.
- Automatic function of increase of the ventilation during the phase of lifting of the frontal glass.
- 6/7 mm accident prevention stratified side glasses in order to increase internal visibility, avoid draughts near the work surface and contain fumes inside the hood (in compliance with the regulation in force).
- Shelf placed in the frontal side over the working plane (see arrow in the photo).
- Shelf placed in the central side (see arrow in the photo).
- White polyethylene plate for pieces reduction - 350x450x20 mm (WxDxH) - provided with N. 4 support feet 30 mm high.
- Antistatic and antislip adjustable feet allow to get a perfect horizontal position of the working surface.
- N. 2 sinks 400x400x200 mm and N. 1 formalin sink 150x300x100 mm.
- Removable filtering basket for formalin sink. It avoids the obstruction of the discharge tube to the cans, keeping the solid waste also of small dimensions. Since it is removable, it can be removed and properly washed when necessary.
- Cover for formalin sink.
- Formalin dispensing system including: 10 litres load can with filter and pump, supplying tap with pedal control, 10 litres formalin discharge can with level sensor and visual and acoustic alarm.
- Canholder trolley provided with handbrakes and front door. The trolley is provided with system of fumes aspiration with collector situated on the back side that can be removed in case of maintenance. The trolley can contain also two cans of 20 litres.
- Throttle tap of interception formalin discharge to avoid possible accidental leaks during the replacement of the formalin can. The tap must be closed before replacing the can and reopened after the replacement.
- Tap for adjustment of shower water pressure (see arrow in the photo).

Release date: 21/11/2022

Rev. 002



Cover for formalin sink




Filtering basket

WORKING SURFACE FEATURES

- Weldings-free, thickness 10/10, AISI 304 stainless steel surface, provided with liquids containing rim.
- Sinks (n. 1 for hood 90, n. 2 for hoods 130 and 150, n. 3 for hood 180) dimensions 400x400x200 mm of which n. 1 for hood 90, 130, 150, n. 2 for hood 180 with perforated removable surface of support in stainless steel. The \varnothing 7 mm holes allow water draining in the sink and fumes aspiration from the top itself. The sinks assigned to the cut are provided with system of aspiration of fumes.
- On request are available surface and sinks in stainless steel AISI 316.
- Double washing system consisting in: 1) Shower, provided with extensible flexible arm, to clean the whole working surface provided with independent tap for the adjustment of the pressure of the water 2) Cleaning system inside the basins assigned to the cut (only for hoods with more than one sink).
- Hot/cold water sink provided with pedal control distributor and stainless steel smaller sink for formalin discharge. Both of them are placeable on request on the right or on the left.

Release date: 21/11/2022

Rev. 002



FLOWS

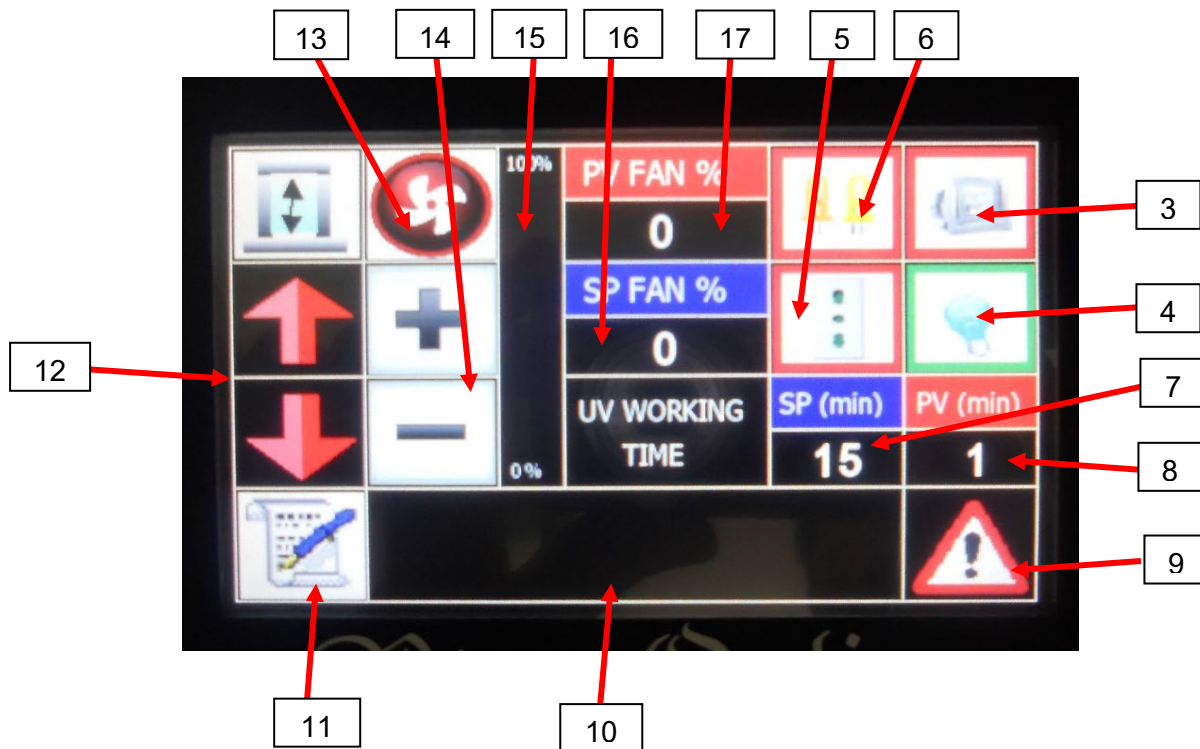
<i>Model size</i>	<i>Flow [m3/h]</i>	<i>Speed flow machine front [m/s]</i>
130	1300	0.7

CONTROL PANEL

Touchscreen monitor for the control and visualization of all the functions.



Release date: 21/11/2022
Rev. 002



MAIN FUNCTIONS

- Hood ignition general switch (1).
- Emergency main switch (2).
- Key halogen spotlights ignition/switching off (3).
- Key uv lamp ignition (4).
- Key power supply of current to the external sockets (5).
- Key led lights ignition/switching off (6).
- Key automatic switching off setup of uv lamp measured in minutes (minimum 15' max 20') (7).
- Elapsed time from ignition of uv lamp measured in minutes (8).
- Key alarms silencing (9).
- Space alarms visualization (10).
- Key input in the submenu (11).
- Keys frontal glass ascent and descent (12).
- Key automatic ventilation enabling in function of the movement of the frontal glass (13).
- Keys increase and decrease of ventilation in manual modality (14).
- Percentage increase bar of electrofan speed (15).
- Key fast increase of ventilation measured in percentage (16).
- Percentage visualization of electrofan speed (17).

Release date: 21/11/2022

Rev. 002

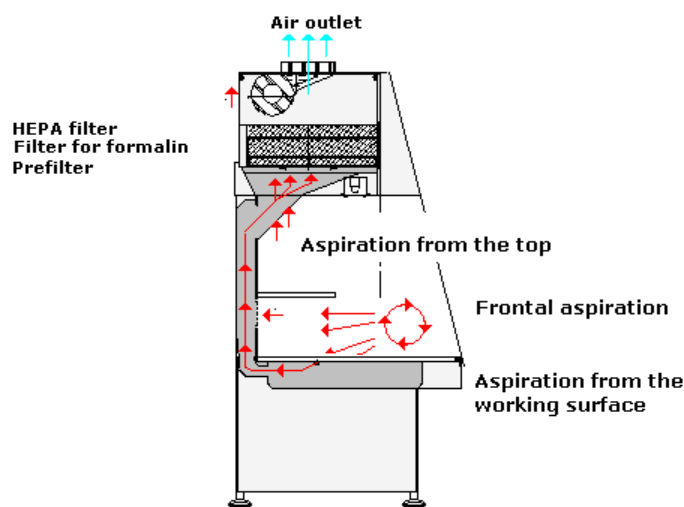
ASPIRATION / FILTRATION SYSTEM



Trimming Tech hoods are provided with:

- N. 1 anti-spark three-phase electrofans adjustable through inverter (preinstalled).
- N. 1 synthetic fibres prefilter (preinstalled) to retain possible impurities and improve the filter's efficiency.
- N. 1 alumina filter for formalin (preinstalled), whose replacement happens from the frontal side simply and cleanly. Instead of alumina filter, it is possible to ask for activated charcoal filter.
- Arrangement for HEPA filter housing.
- The hood is provided with \varnothing 250 mm collector on its upper side in order to allow the connection to the hospital's centralized canalization system for fumes discharge outside.
- The electrofan allows fumes aspiration from the perforated working surface (over the collecting basin), the frontal grid (under the shelf) and the grid placed on the upper part. The air is purified passing through prefilter and filter and can be discharged in this way:
 - 1) FAN → PREFILTER + FILTER → DISCHARGE OUTSIDE THROUGH A NON-ASPIRATED CANALIZATION SYSTEM (draining pipe not longer than 3 metres, with minimum diameter of 250 mm).
 - 2) FAN → PREFILTER + FILTER → DISCHARGE OUTSIDE THROUGH AN ASPIRATED CANALIZATION SYSTEM.

ASPIRATION SYSTEM DIAGRAM



Release date: 21/11/2022
Rev. 002

Technical data

Electrical data	Voltage	230 V
	Frequency	50 ÷ 60 Hz
	Power consumption	1 kW
	Nominal current	10 A with delayed fuses
	Power supply socket:	Situated on the left back side at a height of ca. 2 metres.
	Protection device:	Magnetothermic switch.
	Emergency power supply	Not applicable
Other connections	Water connections:	Hot water connection: \varnothing 1/2". Cold water connection: \varnothing 1/2". Waste water connection: \varnothing 1"1/4 standard siphon placed at ca. 40 cm from the ground (at ca. 20 cm with garbage disposal unit) on the back side of the hood. Its position depends on the sink placement.
	Connection of external instruments:	The hood is provided with n. 2 Schuko universal power supply sockets for a possible connection of external instruments, placed in the lower frontal side externally the working area (one on the right, the other one on the left). Possibility of enable/disable the power supply to the sockets.
	Fumes discharge:	The hood is provided with \varnothing 250 mm collector on its upper side in order to allow the connection to the hospital's centralized canalization system.
Lighting	N. 3 led tubes, total 1500 lux, 10 Watt/each.	
Warning and precautions	Product classification	The product is intended for professional laboratory use for healthcare professionals.
	Remarks	In the event of a serious accident, please immediately inform Bio-Optica Milano S.p.A. and competent authorities

Release date: 21/11/2022

Rev. 002

Standard components included in the equipment

CODE	DESCRIPTION	ITEM
50-500-050	Polyethylene plate for pieces reduction 350x450x20 mm.	1
50-500-051	Shower provided with extensible flexible arm.	2
50-500-052	Filtering basket for formalin sink.	3
50-500-053	Stainless cover for formalin sink.	4
50-500-071	Cleaning kit.	5
50-500-073	Abrasive sponge.	6
50-F017	N. 2 Alumina filters for formalin.	7
50-F007	Prefilter.	8
05-014-030-1, 05-015-030-1, 05-016-030-1, 05-017-030-1, 05-018-030-1, 05-019-030-1, 05-20-030-1	Bio Marking Dyes, dyes markers for surgical margins – 7 colours x 30 ml.	9

Optional accessories

CODE	DESCRIPTION	ITEM
40-300-450	Swivel stool.	1
40-300-451	Footboard.	2
50-500-054	Ruler divided into millimetres.	3
50-500-055	Garbage disposal unit with pedal control. (*)	4
50-500-057	U.V. lamp with self-switching off programming and rolling protection curtain. (*)	5
50-500-058	Formalin suction filter (included in formalin dispensing system).	6
50-500-059	Stainless steel filter for formalin sink.	7
50-500-060	Magnetic knife holder. (*)	8
50-500-061	Paper handkerchief distributor. (*)	9
50-500-062	Stainless steel filter for water sink.	10
50-500-063	Hood 130 lower panel right side. (*)	11
50-500-064	Hood 130 lower panel left side. (*)	12
50-500-069	Cold light articulated lamp with 3 diopres magnifier.	13
50-500-070	Spare lamp for UV system 50-500-057.	14
50-F018	Activated charcoal filter in alternative to alumina filter 50-F017.	15
50-F005	HEPA filter.	16

(*) These accessories can be installed only at the time of production, not afterwards.

REVISION	DESCRIPTION	DATE
001	UE Regulation 2017/746 – IVDR update	16/05/2022
002	EMDN update	21/11/2022

Release date: 21/11/2022

Rev. 002